



DANGER LINE

AVENGED SEVENFOLD TRIBUTE

BAND MEMBERS

Jake Pirisi - Lead Vocals

Marco Formisano - Lead Guitar and backing vocals

Gaspare Ceselli - Rhythm Guitar and backing vocals

Alberto Cingolani - Bass

Salvo Imbesi - Drums/Sequencer

SOUND ENGINEER

Antonio Bosco

WE BRING

SINGER:

Wireless mic with receiver
InEar wireless system with transmitter

CANTANTE:

Microfono Wireless con ricevitore
InEar monitor con trasmettitore

GUITAR1:

Guitars
Pedalboard
InEar wireless system with transmitter
Wired voice mic - XLR cable needed

GUITAR1:

Chitarre
Pedaliera
InEar monitor con trasmettitore
Mic voce da cablare - cavo necessario XLR

GUITAR2:

Guitars
Pedalboard
InEar wireless system with transmitter
Wired voice mic - XLR cable needed

GUITAR2:

Chitarre
Pedaliera
InEar monitor con trasmettitore
Mic voce da cablare - cavo necessario XLR

BASS PLAYER:

Bass guitar
Pedal Board with DI
InEar wireless system with transmitter

BASSISTA:

Basso
Pedaliera con uscita DI
InEar monitor con trasmettitore

DRUMMER:

Cymbals, Double pedal, Snare
Macbook with backing tracks
Personal Wired InEar monitor

BATTERISTA:

Piatti, Doppio Pedale, Rullante
Mac per backing track
InEar Monitor personali cablate

VARIOUS:

WiFi HDMI devices for Video Visual Projection
Floor LED lights with DMX control
Flames towers with DMX control

VARIE:

Trasmettitore/Ricevitore Wireless HDMI per proiezioni
Luci LED a pavimento controllo da DMX
Punti fiamma con controllo da DMX

WE WOULD LIKE TO HAVE

SINGER:

1 Straight stand for mic

CANTANTE:

Asta per microfono straight

GUITAR 1 and 2:

Boom stand for mic

GUITAR 1 e 2:

Asta per microfono boom

DRUMMER:

6 pieces Drumkit (1 kick drum 22x18, 1 snare drum 16x7,
1 tom 10, 1 tom 12, 1 floor tom 14, 1 floor tom 16)
10 cymbals stands (4 boom stands, 3 boom arms, 1 hi-hat
stand (2 leg better), 1 remote closed hi-hat stand, 1 snare
stand)
Stool

Batteria 6 pezzi (1 cassa 22x18, 1 rullante 16x7, 1 tom 10,
1 tom 12, 1 timpano 14, 1 timpano 16)
10 Aste per piatti (4 aste giraffa, 3 mezze aste giraffa, 1
asta per hi-hat (meglio se 2 gambe e non 3), 1 asta remota
per hi-hat (fissa, non con pedale remoto)
1 supporto rullante)
Sgabello

VARIOUS:

2 side wedges
Projector with HDMI input
Wall for video projections
Smoke Machine
Lightning system
Fire/Sparkling system

VARIE:

2 spie laterali
Proiettore che accetta connessione HDMI
Muro o pannello per proiezioni
Macchina del Fumo
Sistema di luci fisse e mobili
Sistema spara fiamme/sparkling

INPUT CHANNEL LIST

CH	Name	Mic/DI	Balance	Splitter Channel
01	Kick	Shure Beta 52A, AKG D112, Audix D6 or similar	Center	
02	Snare	Shure SM57, Shure Beta 56A, Audix i5 or similar	Center	
03	Tom1	Sennheiser e604, Shure Beta 56A, Audix D2 or similar	Center	
04	Tom2	Sennheiser e604, Shure Beta 56A, Audix D2 or similar	Center	
05	Tom Floor1	Sennheiser e604, Shure Beta 56A, Audix D2 or similar	Center	
06	Tom Floor2	Shure Beta 52A, AKG D112, Audix D6 or similar	Center	
07	HiHat	Sennheiser e614, Neumann KM184, AKG C1000 or similar	Center	
08	Overhead Left	Sennheiser e614, Neumann KM184, AKG C1000 or similar	Full Left	
09	Overhead Right	Sennheiser e614, Neumann KM184, AKG C1000 or similar	Full Right	
10	Bass guitar	From Stage Rack	Center	CH: 13
11	Guitar Lead Left	From Stage Rack	Full Left	CH: 9
12	Guitar Lead Right	From Stage Rack	Full Right	CH: 10
13	Guitar Rhythm Left	From Stage Rack	Full Left	CH: 11
14	Guitar Rhythm Right	From Stage Rack	Full Right	CH: 12
15	Lead Voice L	From Stage Rack	Full Left	CH: 1
16	Lead Voice R	From Stage Rack	Full Right	CH: 2
17	Backing Voice	From Stage Rack	Center	CH: 3
18	Vox Backing Track L	From Stage Rack	Full Left	CH: 4
19	Vox Backing Track R	From Stage Rack	Full Right	CH: 5
20	Instr. Backing Track L	From Stage Rack	Full Left	CH: 6
21	Instr. Backing Track R	From Stage Rack	Full Right	CH: 7


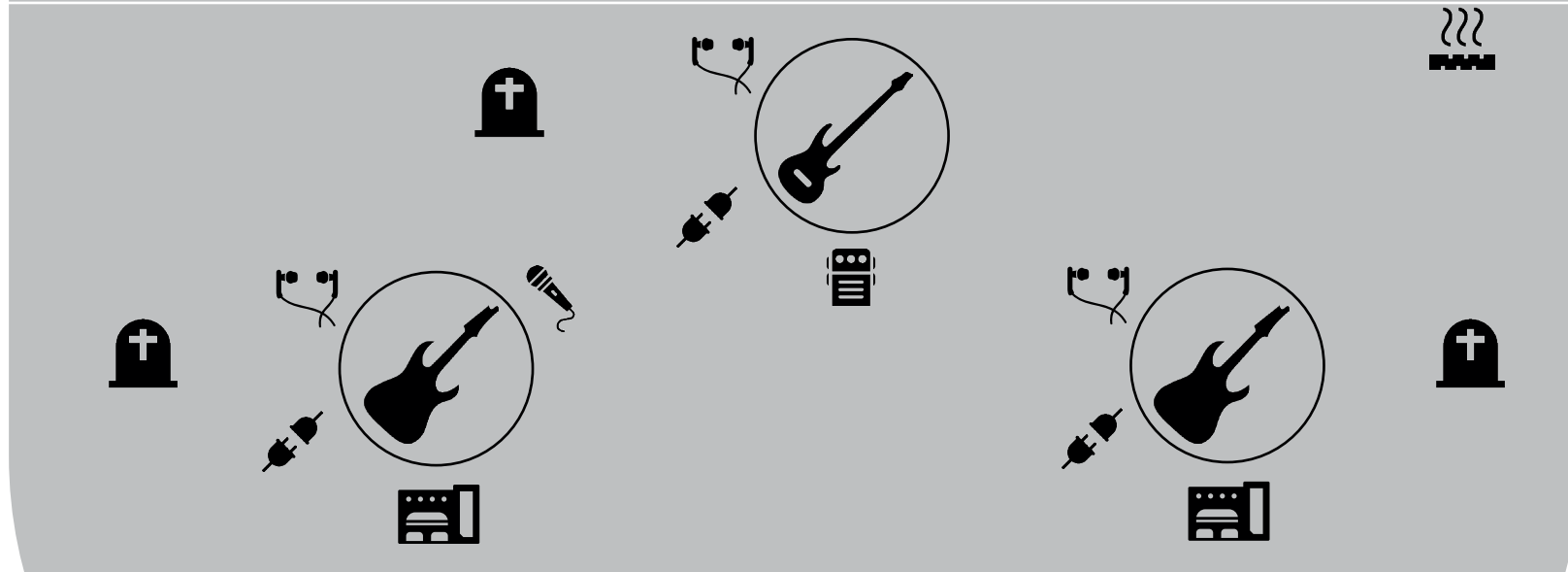
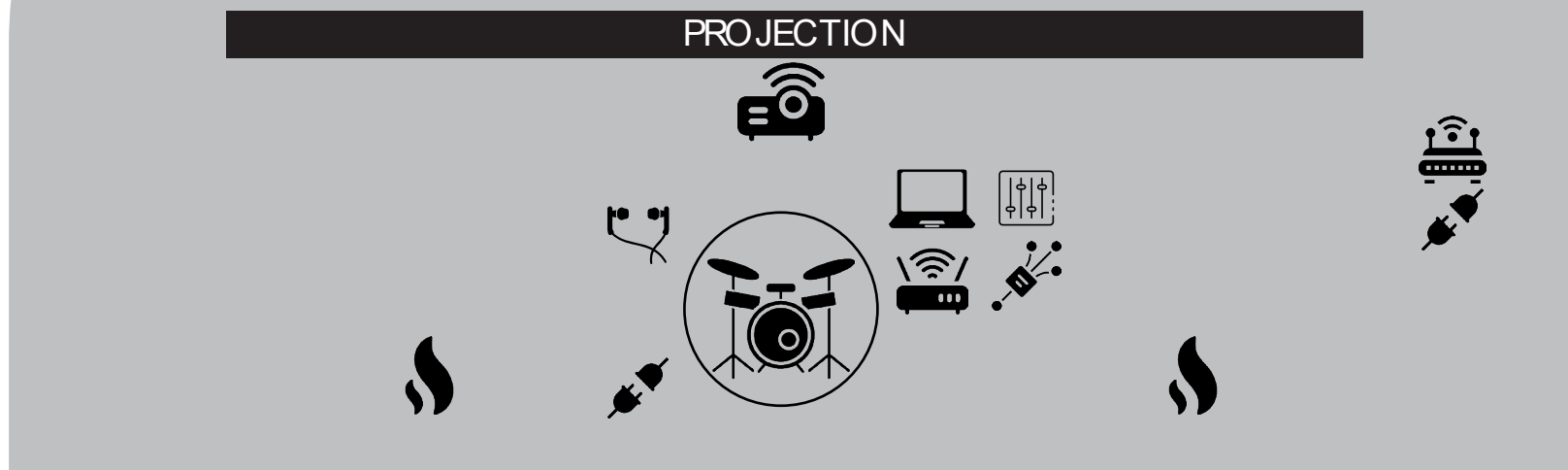
OUTPUT CHANNEL LIST

AUX CH	Instrument Mix	Stage Mixer Channel	Mode
01	Kick	Input CH: 14	Post Fader
02	Snare	Input CH: 15	Post Fader
03	Drum Bus	Input CH: 16	Post Fader















All Balanced Channels (XLR) comes from our Stage Rack's Splitters placed close to the Drummer

Tutti i canali bilanciati (XLR) escono tramite gli splitter del nostro Stage Rack posizionato a lato Batteria

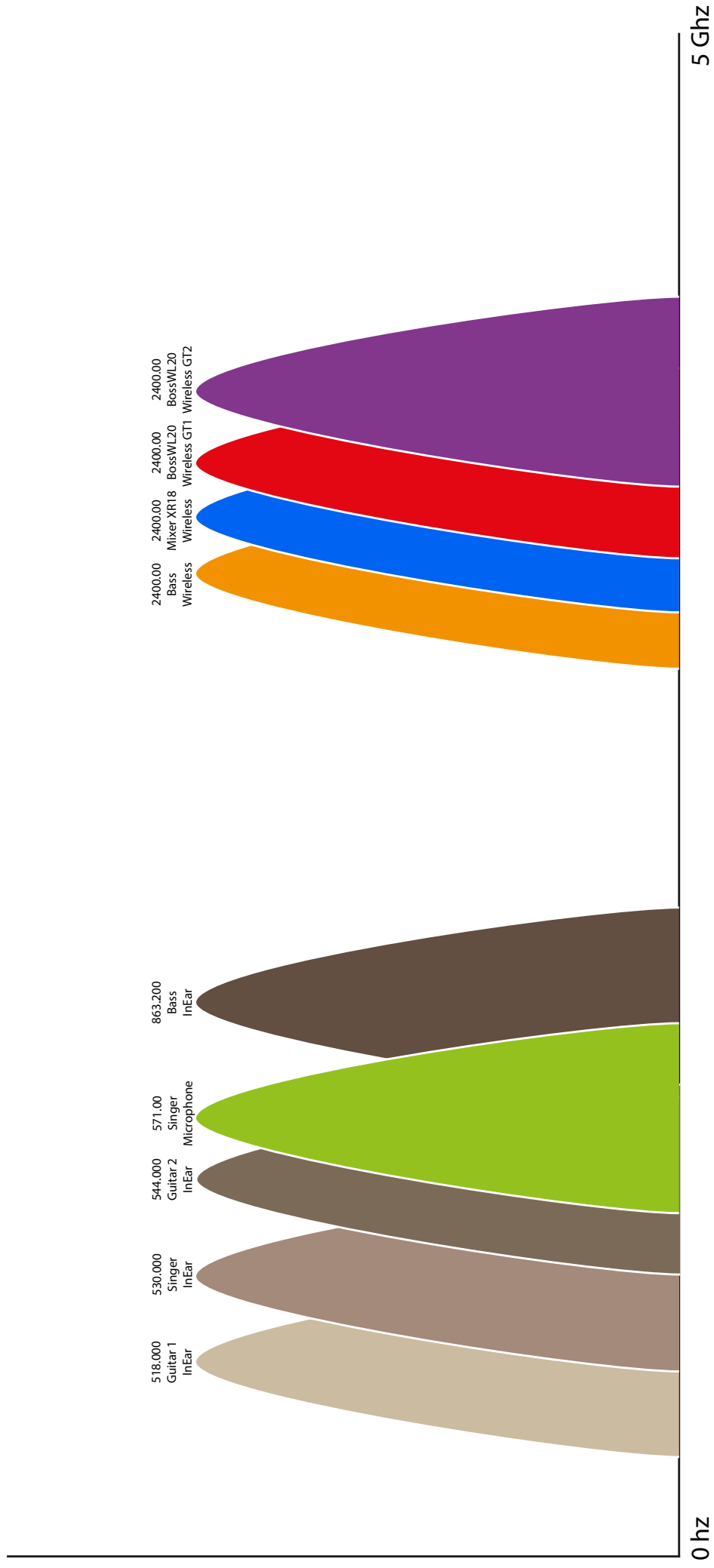
PROJECTION



AUDIENCE

-  PROJECTOR WITH WIRELESS HDMI
-  WIRELESS MIC RECEIVER
-  4XINEAR RADIO TRANSMITTER
-  WIRELESS MICROPHONE
-  WIRED MICROPHONE
-  STAGE SPLITTER
-  MAC
-  STAGE MIXER
-  AC POWER 220v
-  BASS DI
-  PEDALBOARD
-  SMOKE MACHINE
-  FLAME
-  PROPS

RADIO AND WIRELESS MAP



INFORMATIONS

SOUNDING DIRECTION:

- 1) We do need a sound engineer in place, in the case a sound engineer is not available please let us know in advance.
- 2) Front of House Sounding System;
- 3) A known quality Mixer with at least 24 channels;
- 4) Two AUX ch for side wedges;
- 5) Three AUX ch for Drum mix
- 6) All Balanced Channels (XLR) comes from our Stage Rack's Splitters placed close to the Drummer;
- 7) Raised platform for drums 4x2mt.

LIGHT DIRECTION:

We own two Stairville Wild Wash 648 LED RGB lights controlled by our DMX.

It is requested the presence of a light engineer for controlling fixing and rotating lights and also, if present, a smoke machine and/or a flames or sparkling shooting system.

BACKSTAGE:

A room or a place comfortable to change our dress, a light and a mirror for the MakeUp, 1 table.

SOUND CHECK:

It has to be granted 30 minutes soundcheck starting when everything is mic'ed, cables are in place, projector is linked and everything is working. Please let us know the arrival time of the band to let this possible.

Soundcheck will be supervised by a band member who will give, in the case, directions to the sounding engineer so everything will sound as we want.

OPENING BAND:

The presence of an opening band needs to be communicated. In the best way it will be used separate channels and instrumentation. In that case the two band's tech rider has to be summed.

REGIA AUDIO:

- 1) richiesta presenza di un fonico. Se un fonico non è disponibile è necessario farcelo sapere con adeguato anticipo;
- 2) Impianto audio esterno;
- 3) Mixer di riconosciuta qualità di minimo 24 canali;
- 4) Due mandate AUX per side monitor;
- 5) Tutti i canali bilanciati (XLR) escono tramite gli splitter del nostro Stage Rack posizionato a lato Batteria;
- 6) Pedana rialzata 4x2mt. per batteria.

REGIA LUCI:

Possediamo due luci Stairville Wild Wash 648 LED RGB comandati via nostro DMX. Richieste almeno 4 Wash e 4 Spot.

Richiesta presenza di un tecnico luci per il controllo di luci fisse e mobili nonché, se presente, di una macchina del fumo e/o sistema a fiamme/sparklinkg.

BACKSTAGE:

Camerino o spazio funzionale al cambio d'abito, trucco (necessario 1 specchio), luce adeguata all'ambiente, 1 tavolo.

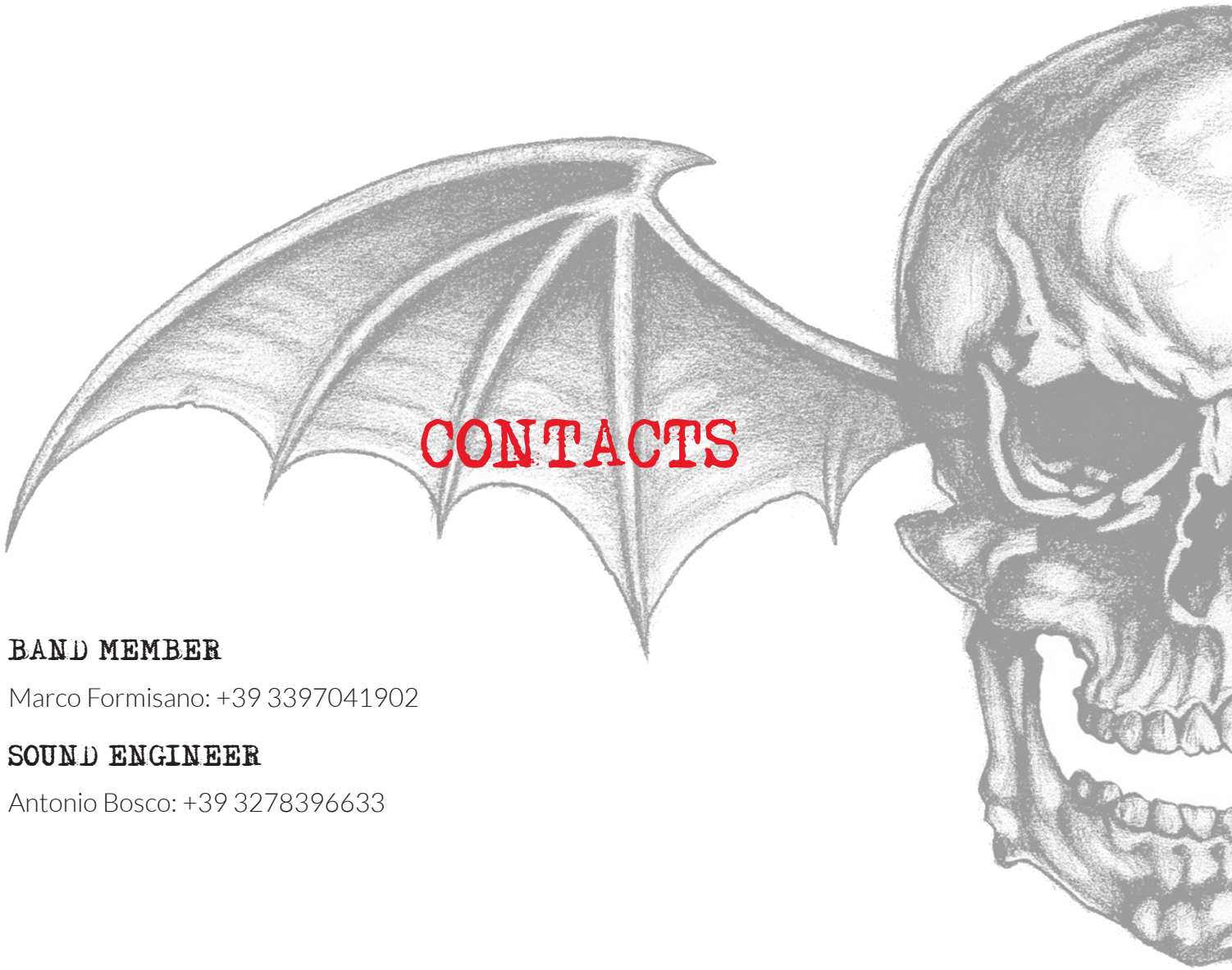
SOUND CHECK:

Deve essere garantito un tempo minimo di 30 minuti per le prove tecniche (sound check). Questo tempo sarà calcolato a partire dal momento in cui l'impianto risulti perfettamente funzionante. Comunicare l'orario di arrivo della band in base a queste specifiche.

Il suond check sarà supervisionato da almeno uno dei membri della band che darà indicazioni ai tecnici di sala relative al suono della band per la buona riuscita del concerto.

OPENING BAND:

La presenza di band di apertura/supporto deve essere comunicata tempestivamente. Preferibilmente, saranno utilizzate strumentazioni separate e canali separati, in questo caso sommare le schede tecniche delle due band.



CONTACTS

BAND MEMBER

Marco Formisano: +39 3397041902

SOUND ENGINEER

Antonio Bosco: +39 3278396633

THANK YOU FOR CHOOSING
DANGER LINE