

Hospitality Rider



Food & Drinks

- 20 small bottles of still (non-carbonated) water at room temperature
- 1 case of beer
- coffee and tea
- assorted cheeses, bread and fruit
- dinner for 5 (five) people, 2 to 3 hours before showtime (one of the members is a **vegetarian**)

Backstage

A warm, well-lit, secure dressing room with a table, chairs, a mirror, and a place to hang our clothes. If possible, the backstage should be within close proximity to the stage.

Hotel Accommodations

5 (five) single hotel rooms, including breakfast and a safe and secure parking space for a van

Guest List

A 10 (ten) person guest list if needed

Scheduling

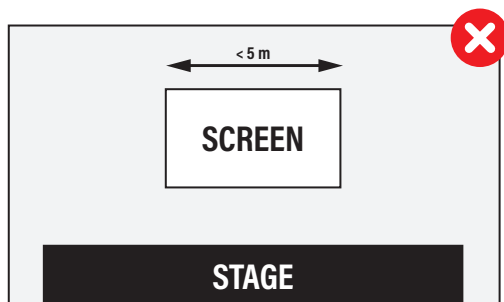
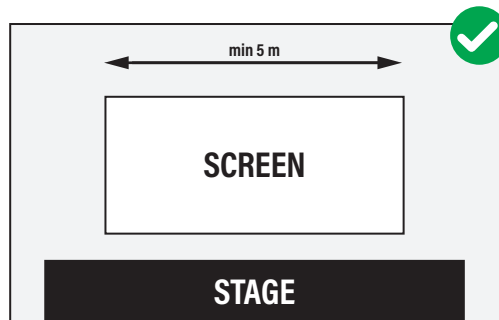
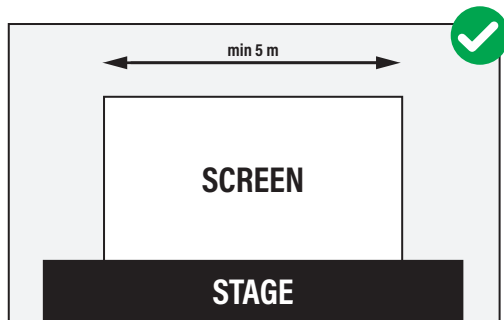
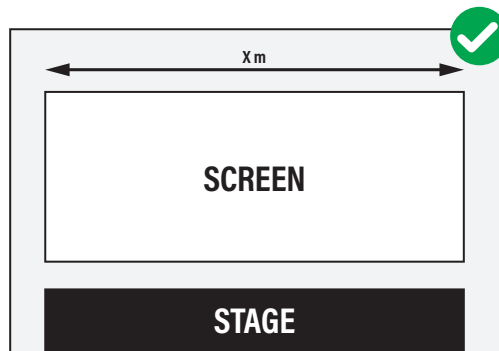
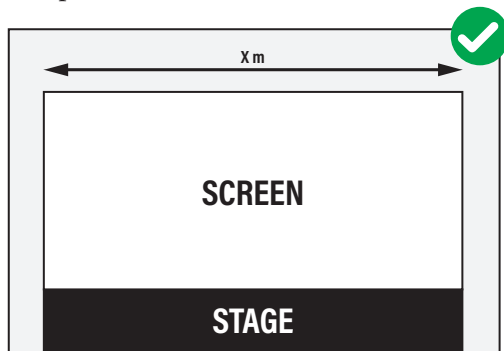
- stage setup: 30 minutes
- soundcheck: 60 minutes
- preparation before showtime: 30 minutes

Technical Rider



What Must Be Provided

- a **small sectioned-off area** positioned in front of house (FOH) with a **table** (minimum 1 x 0.7m) for our Behringer X32 mixing board
- **Cat5e digital cable** for FOH to stage connection
- **20 XLR cables** (5-10m long, color: black)
- **7 electrical power strips** (German Standard) containing 3-5 outlets (color: black)
- **sufficient sound system**
- a **drum-riser** if possible (there should be at least a 2.5 meters from the riser to the front of the stage)
- a **riser for keyboards** if possible (there should be at least a 2.5 meters from the riser to the front of the stage) - preferable half of the height than the drum-riser
- a **high quality projector (beamer) with a large projection screen** at the back of the stage if possible. We will also need a HDMI cable on the stage next to the drums. This will enable us to connect our laptop computer to the projector (beamer) to enable us to control the video projections. Please provide us with the dimensions of the screen and the height of the screen from the floor before the day of the performance. Here are some examples of what is acceptable:





We Provide

- Our own sound technician
- Behringer X32 mixing board with a compatible S32 Stagebox
- All the microphones, microphone stands and DI boxes
- Our own backline and in-ear monitors

Lighting

We do not travel with a lighting technician, therefore simple lighting with **minimum smoke** is preferred. The lighting instructions can be provided.

Contact

If you have any questions, or if you have trouble providing anything mentioned herein, please contact us at least one week before the show to work out a solution.

phone: +386 41 604 383 (Ziga)

e-mail: info@helpbeatletribute.com

Input & Output List

Input 1	Kick
Input 2	Snare
Input 3	Floor Tom
Input 4	Overhead
Input 5	Electric Bass Guitar
Input 6	Electric Guitar 1
Input 7	Electric Guitar 2
Input 8	Acoustic Guitar 1
Input 9	Acoustic Guitar 2
Input 10	Vocal 1
Input 11	Vocal 2
Input 12	Vocal 3
Input 13	Vocal 4
Input 14	Looper 1
Input 15	Looper 2
Input 16-17	Misc. (Voc keys, DI Keys)

Output 1	In-ear monitor 1L
Output 2	In-ear monitor 1R
Output 3	In-ear monitor 2L
Output 4	In-ear monitor 2R
Output 5	In-ear monitor 3L
Output 6	In-ear monitor 3R
Output 7	In-ear monitor 4L
Output 8	In-ear monitor 4R
Output 9	Front fill (optional)
Output 10	Front fill (optional)
Output 11	Front fill (optional)
Output 12	
Output 13	
Output 14	Sub (optional)
Output 15	Main (Left)
Output 16	Main (Right)

Stage Plot

